



District Report Card: 2017


State: Jammu And Kashmir	District: Ramban
Class: 3	Subject: Language
Schools: 60	Students: 591


Participation/Coverage


Students

<div>GENDER</div> <div></div>	Boys				Girls			
	Number		%		Number		%	
	269		45.52		322		54.48	

<div>AREA</div> <div></div>	Rural				Urban			
	Number		%		Number		%	
	575		97.29		16		2.71	

<div>CATEGORY</div> <div></div>	SC		ST		OBC		GEN	
	Number	%	Number	%	Number	%	Number	%
	33	5.58	104	17.60	41	6.94	413	69.88

<div>CWSN</div> <div></div>	LD	VI	HI	S&LD	ID	Oth
	1	1	2	2	9	5

<div>Management</div> <div></div>	Government			Government-aided		
	Number		%	Number		%
	591		100.00	0		0.00

Average Performance of Students in Language (%)

Overall	Gender		Area		Management		Social Group			
	Male	Female	Rural	Urban	Govt.	Aided	SC	ST	OBC	GEN
65.49	65.08	65.84	66.61	25.42	65.49	0.00	46.46	63.53	72.03	66.86

Performance on Learning Outcomes (LOs)

Learning Outcomes	Description	Average Performance(%)
L304	Reads small texts with comprehension i.e., identifies main ideas, details, sequence and draws conclusions	66.89
L312	Reads printed scripts on the classroom walls: poems, posters, charts etc.	62.71

Range of Performance of Students who Answered Correctly							
Below 30%		30% - 50%		50% - 75%		Above 75%	
Number	%	Number	%	Number	%	Number	%
59	9.98	109	18.44	182	30.80	241	40.78

Lowest Performing Learning Outcomes (LOs)

1 - Reads printed scripts on the classroom walls: poems, posters, charts etc. (62.71)

2 - Reads small texts with comprehension i.e., identifies main ideas, details, sequence and draws conclusions (66.89)